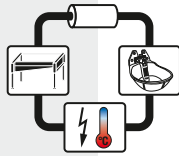




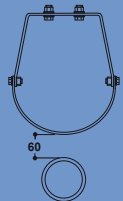
## HEATED DRINKING BOWLS FOR BULLS AND CATTLE



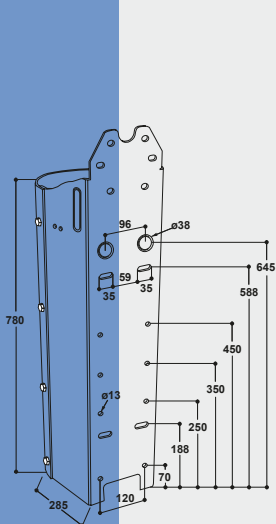
# NEW!



Front view: Steel Post with Mod. 25R-VA $\frac{3}{4}$ " and  $\frac{3}{4}$ " circuit pipe



Minimum distance to gates



View from behind: Steel Post with Mod. 25R-VA $\frac{3}{4}$ " and  $\frac{3}{4}$ " circuit pipe

### SUEVIA Steel Post for Mod. 25R

Order Ref. 101.0456

- Robust Steel Post helps to protect drinking bowls against blows and impacts of bulls (or other animals). The force of jumping bulls is transferred to the post, preventing a crash of the drinking bowl.
- Made of thick hot-galvanized steel
- Suitable for drinking bowl Mod. 25R, drinking height 80 cm.
- Inclusive fastening material for the drinking bowl
- Mounting on a wall or on a post possible
- Special holes are foreseen for installation between the gates, as well as for mounting of the heating element and of the circuit pipe.

#### ACCESSORIES:

- Drinking bowl Mod. 25R-MS $\frac{1}{2}$ " (Order Ref. 100.0250)
- Drinking bowl Mod. 25R-VA $\frac{3}{4}$ " (Order Ref. 100.0259)
- Frost protection options, see below.

#### RECOMMENDED FOR:

Bulls, cattle, dry cows. Without nose ring. Horses.

Order Ref.	Type	Packing Hints
101.0456	Steel Post for Mod. 25R	1 piece

### Options for Frost Protection

#### Option 1: Circuit Pipe

##### Connection to a Water Circuit

- In combination with a SUEVIA **connection set for  $\frac{3}{4}$ " water circuits** (Order Ref. 103.1983) in stainless steel, an easy integration of the steel post with Mod. 25R into water circuits is possible. A perforated hole (on left or right side) is foreseen for installation of the circuit pipe. Circuit pipe is protected by the steel post against animals impacts.
- Valve is frost-protected. Remaining water in the bowl may freeze.
- For connection to a water circuit we recommend SUEVIA **heating units** (see page 30 – 33).

Order Ref.	Type	Packing Hints
101.0456	Steel Post for Mod. 25R	1 piece
100.0259	Drinking bowl Mod. 25R-VA $\frac{3}{4}$ ", st. steel valve	1 piece/box
103.1983	Connection set for $\frac{3}{4}$ " water circuits	1 piece/bag

#### Option 2: Heating Set

##### Frost-free with heating set, feed pipe connection from below

- To protect the valve and the bowl from freezing a **Heating Set 24 V, 80 W** (Order Ref. 101.0457) is installed inaccessible for the animals **inside of the steel post underneath the bowl Mod. 25R-MS $\frac{1}{2}$ "**.
- Valve and bowl are frost-protected.
- To ensure a frost-free feed pipe, a **frost protection heating cable 24 V, 20 W, 2 m** (Order Ref. 101.0861), or a **24 V, 30 W, 3 m** (Order Ref. 101.1863) has to be wrapped around the water pipe and connected to the transformer together with the heating element of the drinker. If plastic pipes are used, they must first be wrapped with an aluminium adhesive tape. All water line pipes must be insulated.
- For power supply a SUEVIA **Transformer 230/24 V** is necessary (for correct choice of transformer see page 27).
- For automatic switch on/off of transformer a **thermostat** (Order Ref. 101.0389) can be additionally installed.

Order Ref.	Type	Packing Hints
101.0456	Steel Post for Mod. 25R	1 piece
100.0250	Drinking bowl Mod. 25R-MS $\frac{1}{2}$ ", brass valve	1 piece/box
101.0457	Heating-Set for Steel Post with Mod. 25R-MS $\frac{1}{2}$ "	1 set
101.0380	Transformer 230/24 V, 100 W	1 piece/box
101.0390	Transformer 230/24 V, 200 W	1 piece/box
101.0392	Transformer 230/24 V, 400 W	1 piece/box
101.0861	Frost protection heating cable, 24 V, 20 W, 2 m	1 piece
101.1863	Frost protection heating cable, 24 V, 30 W, 3 m	1 piece
101.1099	Aluminium adhesive tape, 50 mm wide, 50 m	50 m/roll
101.0389	Thermostat	1 piece/box